
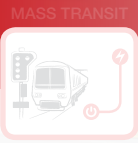



Y-ONE 1500 - 48/230



STANDALONE INVERTER SYSTEM

POWER 1500 VA
INPUT 48 Vdc and 230 Vac
OUTPUT 230 Vac



DESCRIPTION

This standalone inverter is capable of converting a 48 Vdc power source into a pure 230 Vac sine wave.

An additional AC input is used under normal conditions to achieve an overall conversion efficiency of 94%. In the event of a grid failure, it automatically switches to the DC to secure the loads.

With modules in place for many years, the Y-One is extremely reliable. This module is offered with both IEC or bulk connections.

APPLICATIONS

All business critical applications and all types of AC loads. The design is cost effective, installation easy.

MAIN FEATURES

- » Extra AC input for increased efficiency
- » High reliability
- » No disturbances on DC loads & batteries
- » Easy maintenance

Y-One 1500 VA - 48/230

GENERAL	
Part Number	T351730301
EMC (immunity)	EN 61000-4-2 up to 6
EMC (emission) (class)	EN 55022 (A)
Safety	IEC 60950-1- EN62040-1-1
Cooling / Isolation	Forced / Doubled
MTBF	240 000 hrs
Efficiency (Typical): Enhanced power conversion / on line	94% / 90%
Dielectric strength DC/AC	4300 Vdc
True Redundant Systems – compliant	3 disconnection levels on AC out and DC in power ports 4 disconnection levels on AC in port
RoHS	Compliant
Vibration	GR63 office vibration 0 to 100 Hz-0.1 g / transport vibration 5-100 Hz 0.5 g 100 to 500 Hz-1.5 g / Drop test
Operating conditions	Designed for installation in an IP20 or IP21 environment. When installed in a dusty or corrosive environment, appropriate measures (air filtering,...) must be taken.
Altitude above sea without de-rating	< 1500 m / derating > 1500 m – 0.8 % per 100 m
Ambient / storage temperature / relative humidity	-20 to 50 ° C / -40 to 70 ° C / 95 %, non-condensing
Material (casing)	Coated steel

AC OUTPUT POWER	
Nominal Output power (VA) / (W)	1500 / 1200
Short time overload capacity	150 % (15 seconds) 110 % permanent within T° range
Admissible load power factor	0 lagging to 0 leading

DC INPUT SPECIFICATIONS	
Nominal voltage (DC)	48 V
Voltage range (DC)	40 - 60 V
Nominal current (at 40 V and 1200 W)	33 A
Maximum input current (for 15 second) / voltage ripple	50 A / 2 mV PSO
Input voltage boundaries	N/A

AC INPUT SPECIFICATIONS	
Nominal voltage (AC)	230 V
Voltage range (AC)	150 - 265 V
Brownout	150 to 185 V linear derating 1200 VA @ 150 Vac
Conformity range before transfer to DC	Adjustable
Power factor	> 99%
Frequency range (selectable) / synchronization range	50 – 60 Hz / range 47 – 53 Hz / 57 – 63 Hz

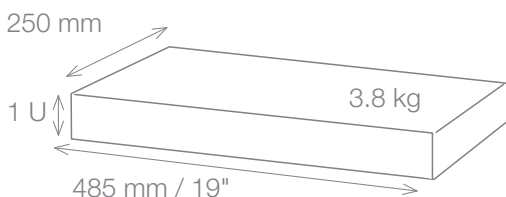
AC OUTPUT SPECIFICATIONS	
Nominal voltage (AC*)	230 V
Frequency / frequency accuracy	50 or 60 Hz / ±0.01 %
Total harmonic distortion (resistive load)	< 1.5 %
Load impact recovery time	0.4 ms
Turn on delay	20 s
Nominal current. Protected against reverse current	6.5 A
Crest factor at nominal power	2.8 : 1
With short circuit management and protection	
Short circuit current capacity	2.1 I _n during 15 s and 1.5 I _n after 15 s

TRANSFER TIME PERFORMANCE AC to DC and DC to AC	
Max. voltage interruption / total transient voltage duration (max)	0 ms / 0 ms

SIGNALING & SUPERVISION	
Display	Synoptic LED on front of the module
Alarms output / supervision	Dry contact on shelf at the rear of the module
Remote on / off	On rear terminal of the module

Y-ONE 1500 - 48/230 - Datasheet - v1.0 Specifications can change without notice. New data will be updated on our Web site: www.cet-power.com. The present equipment is protected by several international patents, trademarks and copyrights.

*Operation within lower voltage networks leads to de-rating of power performances.



Illustrations are non-binding and may include customized fittings.